

How We Travel

Description: a matching game and handwork page with sets of transportation

Aim: teach about missionary travel and learn to pray

Audience: pre-school, any size class with enough helpers

Time: 10-15 minutes

Equipment: photocopies, 18- by 24-inch paper, music, glue sticks and scissors for workpage option

Scripture to Study:
2 Corinthians 11:26

Wycliffe 

Partners in Bible Translation

www.wycliffe.org
phone: 1-800-WYCLIFFE
1-800-992-5433

©Wycliffe Bible Translators 1997.
No part of this activity sheet may be republished or sold without prior permission from the copyright holder. *Copying for classroom use is encouraged!

Leader's Instructions:

Pre-class Preparations:

1. Make photocopies of either the large set for cooperative class use (pages 4-12), or enough individual sets for each child to use as their own matching page (page 3). Laminate the large set or affix to cardboard for repeated use. This activity uses a preschooler's emerging skill of recognizing sets of objects which have something in common.
2. For the individual set, make two to three copies of page three for each child. Make a grid page of at least 18 x 24 inch paper for each child by folding the paper into thirds both ways and then drawing lines on the folds. Label the top, "How Missionary Teams Travel." For individual craft option with three-year-olds, cut out smaller cards ahead of time. Fours and fives may be able to cut them out themselves.
3. Find out which modes of transportation *your* missionary teams use in order to personalize the lesson. You could even go so far as to paste copies of different missionary teams' pictures on specific transportation modes if you have time. Children will not only learn, they will *do missions* by praying today. God hears and answers their prayers, too!
4. Complete a grid page with sets or pairs to show as an example for the children to follow.

Class Time:

Option: Whole Class Cooperation with Large Cards








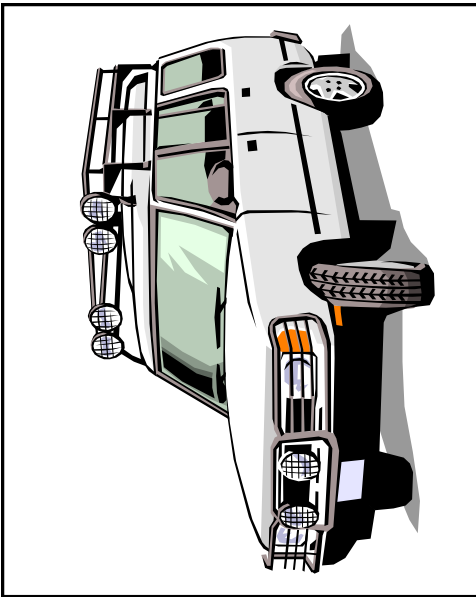
1. Give each child a large card with some mode of transportation. Make sure there are at least two of every picture so children can find one other like theirs.
2. Tell them that when the music starts they should find the other child / children who have the same picture. All the camels should form a little group and all the jeeps should form another group. They should sit down together as quickly as possible before the music stops.

3. Start the music. When you see they're finished grouping, or nearly so, stop the music and help any remaining "wanderers" sit together with their group.
4. Keep this part short and sweet. Ask for the motorcycle group to raise their pictures. State the simple fact that, "Some missionary teams travel by motorcycles. Our missionaries, (name your missionary team / family) travel by motorcycle in (name the place where they work.)" Personalize whenever possible by showing a picture of missionary teams your church or family supports.
5. Ask each remaining group, in turn, to raise their pictures. End by leading the children in "repeat after me" style prayer, asking God to provide means of travel and good trips to accomplish the missionary team's work.

Option: Individual Craft Page with Small Cards

1. Give each child a set of small transportation cards and a 'grid page' (see Leader's Instructions) onto which they can glue sets. Fours and fives can usually cut out their own small objects, while threes may do better without scissors. You know your group's skill level best.
2. Show them your completed page and tell them to glue all the airplanes in one square, all the bicycles in another square and so on. Allow them to color the page if they can enjoy sitting longer.
3. When most children are done, or nearly so, ask who found two or more bicycles, (depending on how many you gave them). State the simple fact that, "Some missionary teams travel by bicycle. Our missionaries, (name your missionary team / family) travel by bicycle in (name the place where they work.)" Personalize whenever possible by showing pictures of missionary teams you support.
4. Ask about the remaining types of transportation, in turn. End by leading the children in 'repeat after me' style prayer, asking God to provide means of travel, good trips and strength for the missionary teams mentioned.

Notes:



Bright Ideas!



