

Big Team

Description:

children draw their full body silhouettes and personalize with a job they could do

Aim: learn ways to serve on God's team

Audience: three to five-year-olds, any size class with enough helpers

Time: 15 minutes

Equipment: sheets of butcher paper, tape, crayons, scissors, photocopies

Scripture to Study:

Ephesians 2:10

Ephesians 4:16



Partners in Bible Translation

www.wycliffe.org
phone: 1-800-WYCLIFFE
1-800-992-5433

©Wycliffe Bible Translators 1997.
No part of this activity sheet may be
republished or sold without prior
permission from the copyright
holder. *Copying for classroom use
is encouraged!

Leader's Instructions:

Pre-class Preparations:

1. Use 36-inch wide white or brown butcher paper for rolling out on the floor. You need enough to fit all your children, hand-to-hand with arms outstretched, in one line for a life-sized 'paper doll chain. (If you have preschoolers who stand 36 inches or taller, tape together two strips of paper to make it wider. Then re-roll it and store until class time.)
2. Photocopy occupation symbols (pages two to six) onto brightly-colored paper. Make enough so that each child can choose his/her favorite. (Or, if you have plenty of helpers, ask each child at the beginning of class to choose one and then send a helper to the copy machine. This will avoid the pitfall of too many children choosing one occupation and running out of that symbol.)
3. Collect crayons, scissors and tape.

Class Time:

1. Tell the children that God wants everyone in the world to know that Jesus loves them. To get that big job done we all have to work together. Some can serve as part of a Bible translation team way out in a village. Others can pilot airplanes and fly supplies and Bibles to faraway places without roads. Some can serve as doctors, nurses, teachers, or builders. Others can spend time praying or giving money to pay for sending God's Word. (Show the symbols and talk about each.)
2. Let each child choose a symbol for an occupation that they think God might like them to do.
3. Roll the paper out on the floor. Have the youngest or most impatient children lie down first, flat on their backs with hands touching the next person in line. Helpers draw a silhouette outline around each child, making the arms and legs plenty wide so that they won't rip through when cut out. Write the child's name boldly on his/her silhouette.
4. Instruct each child to tape on his/her occupation symbol and begin coloring 'him/herself' in. (It takes younger ones longer to color. That's another good reason to put the

oldest children toward the end of the line! They should all finish at about the same time.)

5. Cut around the outlines to make a giant “paper doll chain.” If any of your children can handle scissors well enough, let them help. (Paper arms and legs can always be taped back together if someone slips.)
6. Hang the completed chain up on the wall as a reminder that we all need to work together to reach the world for Jesus. Review regularly the fact that people on God’s team do many different kinds of jobs.

Optional Uses:

Include missionaries your church supports in the chain. Someone can pose for their outlines if they’re in a faraway place. Write their names and affix occupation symbols to their figures. Use this as a prayer reminder each week to pray for their most recent requests from prayer letters and emails.


Instead of the children choosing jobs they think God would like them to do when they grow up, make the chain represent them as full-fledged prayer partners right now on the team with the missionaries you support. Use the chain as a weekly reminder, emphasizing that prayer partners make up a very important part of the team.

Children can also financially partner by giving offerings toward a mission project. The mission team needs financial partners, too.

Notes:



Mechanic for Airplanes and Vehicles



Cook in Guest House



Computer Specialist (girl)



Computer Specialist (boy)



Artist to Illustrate Bibles



Missionary Doctor or Nurse




Musician (Ethnomusicologist)



Missionary Doctor or Nurse




Missionary Children's Teacher



Missionary Pilot



Missionary Children's Teacher



Reading Teacher




Bible Translator (boy)



Bible Translator (girl)



One Who Shares Money



One Who Prays